

The Death Valley




Table 1. Number of Drug Products Approved by the Food and Drug Administration and Originating from Public-Sector Research, According to Therapeutic Area, 1970–2009.

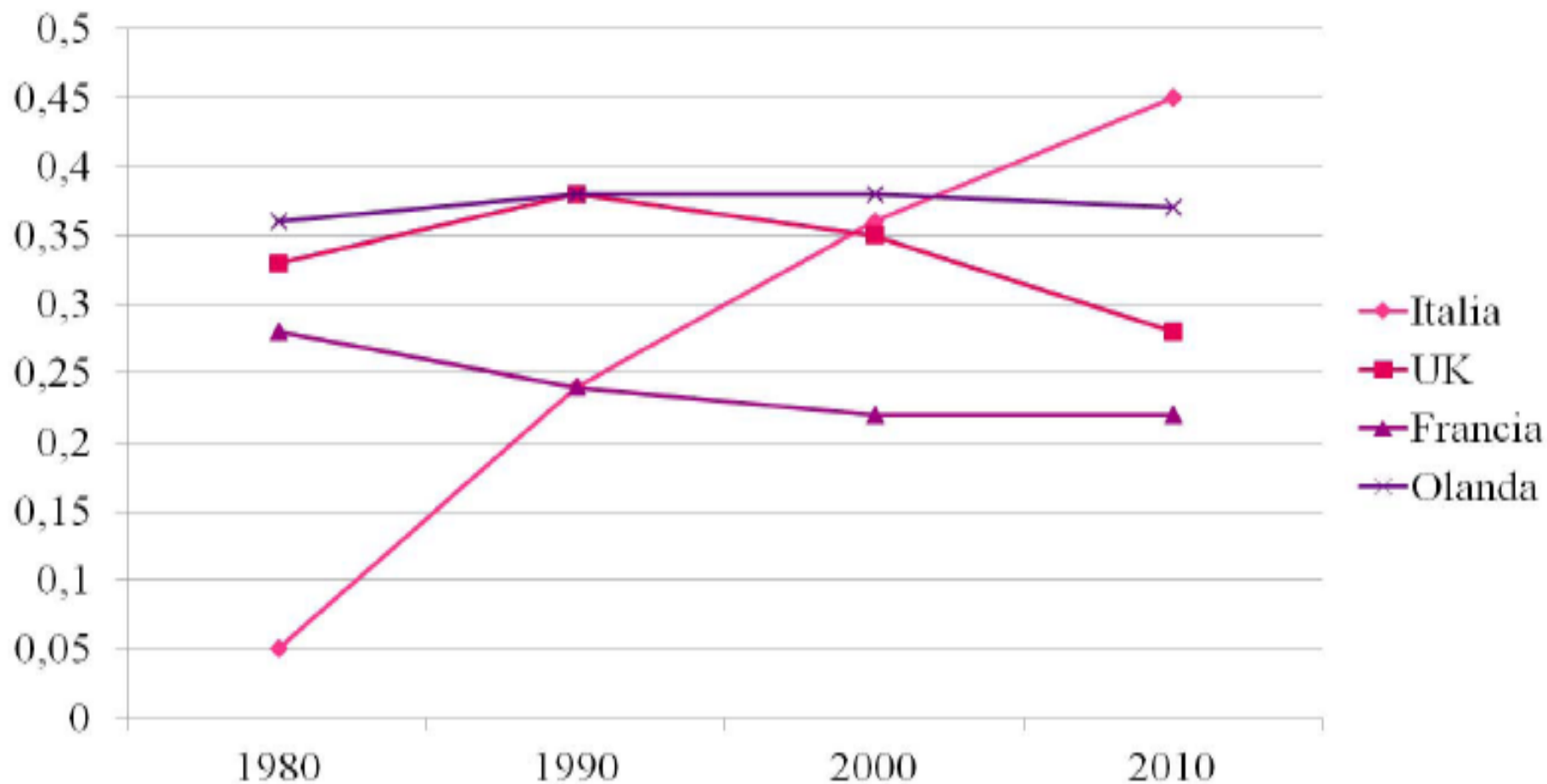
Therapeutic Area	Number
Total	153
Hematology or oncology	40
Infectious disease	36
Cardiology	12
Metabolic disease	12
Central nervous system	12
Dermatology	7
Renal disease	7
Ophthalmology	6
Immunology	6
Gastroenterology	4
Women's health	3
Allergy	2
Pulmonary disease	2
Urology	2
Anesthesiology	1
Dental disorders	1

Table 1. Number of Drug Products Approved by the Food and Drug Administration and Originating from Public-Sector Research, According to Therapeutic Area, 1970–2009.

The Role of Public-Sector Research in the Discovery of Drugs and Vaccines

Ashley J. Stevens, D.Phil.,
Jonathan J. Jensen, M.B.A.,
Katrine Wyller, M.B.E., Patrick C.
Kilgore, B.S., Sabarni Chatterjee,
M.B.A., Ph.D., and Mark J.

Publicazioni per anno per ricercatore



Daraio C, Moed HF. Is Italian science declining?

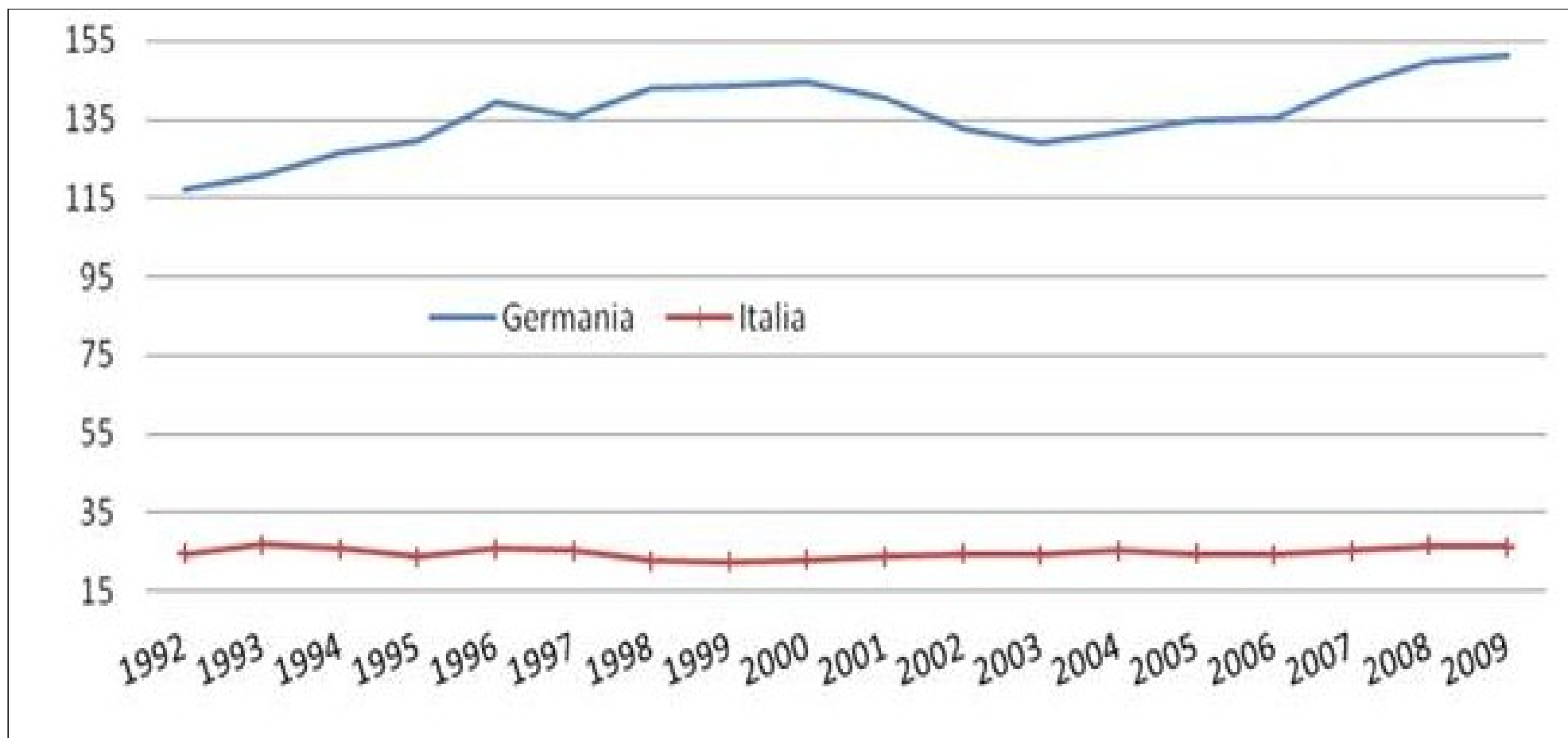
Research Policy 2011;
40:1380-1392

La ricerca nei maggiori Paesi dell'Unione Europea (2010)

La ricerca nei maggiori Paesi dell'Unione Europea [2010] [Fonte: Eurostat 2012]				
	Italia	Francia	Germania	Regno Unito
A. Pubblicazioni scientifiche su totale mondiale %	2.28	1.67	1.62	3.27
B. Citazioni su totale mondiale % [2008]	4.4	4.5	4.8	5.1
C. Numero ricercatori [x1000]	93	160	250	150

*università, enti di ricerca, imprese, istituzioni private

Brevetti pro-capite (USA= 100) – Brevetti appartenenti a «triadic patent families»



*Fonte: Elaborazione
su dati OCSE*

The Death Valley in Italy



Italy vs
Germany

The Death Valley in Italy (oncology)



Number 3 as funding-adjusted scientific productivity

Number 33 as translation

(a reminder from Marco Pierotti)



Rapporto Accademia - Industria



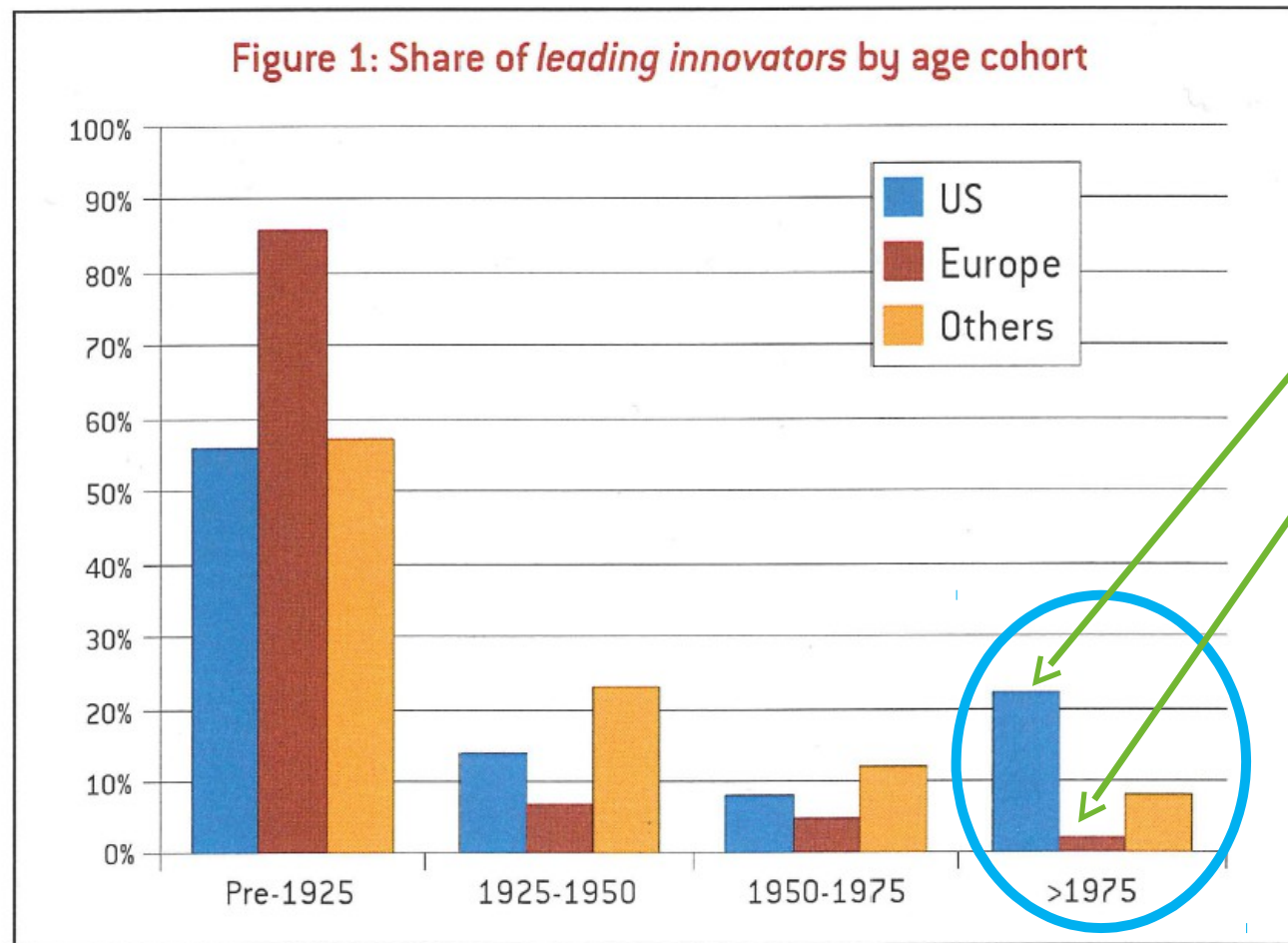
Alcune ragioni per il difettoso rapporto
Accademia – Industria nel nostro Paese

- cultura
- dimensioni e caratteristiche della struttura industriale
- dimensioni e caratteristiche della ricerca in Italia (ma non nell'area milanese)
- meccanismi distorti di stimolo da parte del pubblico
- lacci e laccioli

The smoking gun; age distribution of innovative companies

Fom Alex
von Gabain

Bruegel policy
brief 2009
Reinhilde
Veugelers



US: approx.
21%

EU: approx.
2%


Source: author's calculations. Note: Figure based on a sample of 226 companies, obtained from matching firms in the FT Global 500 from 2007 with the 2007 EC-IPTS Top 1000 EU and non-EU R&D scoreboard companies. Leading innovators are thus defined both by their market capitalisation and R&D expenditures. The US has 80 companies in this sample, Europe 86 and other countries 60.

Rapporto Accademia - Industria



Alcune ragioni per il difettoso rapporto
Accademia – Industria nel nostro Paese

- cultura
- dimensioni e caratteristiche della struttura industriale
- dimensioni e caratteristiche della ricerca in Italia (ma non nell'area milanese)
- meccanismi distorti di stimolo da parte del pubblico
- **lacci e laccioli**



«Sansone in carcere»,
Carracci 1588-1590

